

ST. ALDHELM'S VA CHURCH PRIMARY SCHOOL
CHELYNCH PARK, DOULTING, SHEPTON MALLET, SOMERSET, BA4 4PL

Tel: (01749) 880376

www.staldhelms.co.uk

staldhelmsoffice@educ.somerset.gov.uk

HEADTEACHER: Mrs P Cohen

ST. ALDHELM'S NEWS

May 2020

Dear Parents and Carers

I hope everyone enjoyed a good half term break after all the brilliant home learning in May. It was great to see and hear how everyone did their best to enjoy a holiday at home, making the most of their paddling pools in their gardens and walks and picnics in parks and the countryside.

It has been wonderful to reopen this week and welcome back some of our Reception and Year 1 children. They have been brilliant at learning our new behaviours at school to socially distance and continue with good hygiene methods, particularly handwashing. School also continues to open for our Key Worker and vulnerable children. Thank you to all parents who have prepared their children for coming back into school. It is very evident that the social story and reopening plans have been shared and the children have taken on board the changes. As always they never stop amazing us with how they can cope with change.

Home Learning has restarted this week following the half term break. We recognise the challenges for those of you who are not yet able to bring your children back to school, but hang in there, your efforts will be helping your child. As we've said all along, a little is better than nothing and will help to minimise the gaps in your child's attitude to engage with learning. I'm sure you will appreciate that staff at school are now getting to grips with teaching different year groups as well as monitoring the Home Learning. Please understand that teachers will continue to check your child's learning at home, but there will be a reduction in the amount of time given to this. Thank you for your understanding.

Please read on to hear about: Our VE Day Celebrations [page 2&3](#); Florence Nightingale [page 4&5](#); Year 1's exciting Science project – chicken's hatching [page 6](#); Year 3&4 Race Across the World challenge [page 7](#); Celebrating May Learning [page 8-14](#).

TERM DATES:

School is now open to children in YR and Y1 as well as Key Worker and Vulnerable children.

We will communicate with you by email and on the website when there are any further changes. The Department for Education have said that it is unlikely at this stage that children in other year groups will be returning before September.

Many of our planned activities will continue to be covered through Home Learning opportunities, as well as in school for those attending

01.06.20 Term 6 starts

02.06.20 School open for YR, Y1, Key Worker and Vulnerable Groups

10.06.20 Science Day

17.06.20 Maths Problem Solving Day

22.06.20 Y6 Virtual Pilgrim Day (details to follow)

23.06.20 Art and DT Day

06.07.20 Sports and Races Challenge Week
Annual Reports Out

14.07.20 Y6 Leavers' (plans to be confirmed)

17.06.20 End of Term 6

20.07.20 INSET DAY – school closed to children

It is with mixed feelings that I share the news that Mrs Barnett has made the decision to retire. She has worked at St Aldhelm's for the last 34 years, in a variety of roles from MDSA to classroom assistant, to office work, finishing as our Office Manager. I'm sure you will join us in thanking Mrs B for her contribution to the school and wishing her a happy and peaceful retirement. We know she will enjoy spending lots more time with her family, particularly her grandchildren.



As always, do get in touch if you have any concerns or queries. For now, keep safe and well, and carry on doing your best in these times.

Kind regards
Pippa Cohen
Headteacher

KS1 VE Day Celebrations!



In Year 2, Esme has been busy making lemonade, Rowan got his finest china out and Nancy and Rosie are extremely lucky to be able to have looked at their Great Grandad's photos and medals from when he served in WW2.



In Year 1, they made a selection of brilliant window displays and celebratory bunting!

In Reception, Rosie has been busy baking wearing her VE day facepaint!, Aela has been busy with her art and Rowan enjoyed a tea party in the sunshine.



KS2 VE Day Celebrations




Harvey, Y5 got creative using Aldi carrier bags for flags!

Isla, Y3, has been busy bunting creating!




Finley, Y5, created some fantastic artwork to accompany a great text on Winston Churchill.



Oliver, Y3, created a huge poster using original family photos and resources.

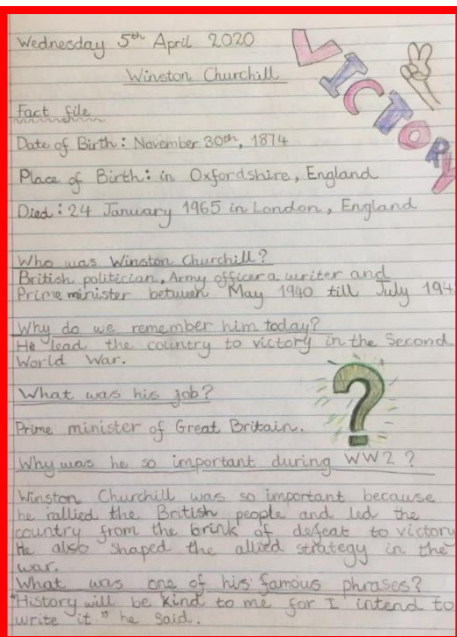
Mitch, Y3, interviewed his grandma about her WW2 experiences!




Harry, Y4, enjoyed some WW2 craft making as well as designed a WW2 timeline.




Sienna, Y4, painted a HUGE flag for their celebrations.



Olivia, Y5, created such a detailed fact file on VE day.



Lily, Y6, created very thoughtful Morse code messages!



Eva, Y6, asked thoughtful questions about how the roles within the wars have changed from then to now.

Florence Nightingale


To celebrate International Nurse's Day children in Reception, Year 1 and Year 2 have been learning about Florence Nightingale. It would have been her 200th birthday on Tuesday 12th May. Their themed learning this month also linked to helping children remember how important Doctors and Nurses are and how much modern medicine has developed.



A lot of children embraced the Florence Nightingale themed learning by dressing up! They then had to make their own hospital and check their patient's temperatures.



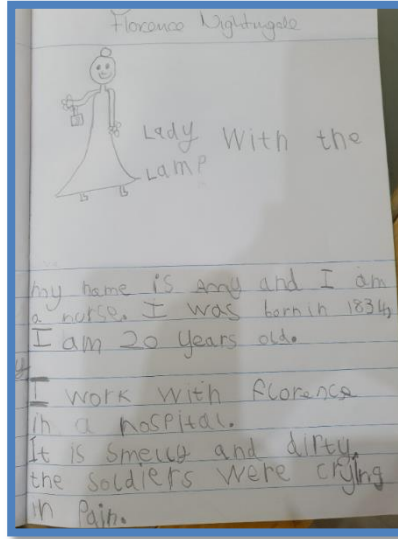

The children took their own temperatures and then at their hospital, measured, recorded and compared different temperatures.



Patients having their temperatures checked by their nurses!

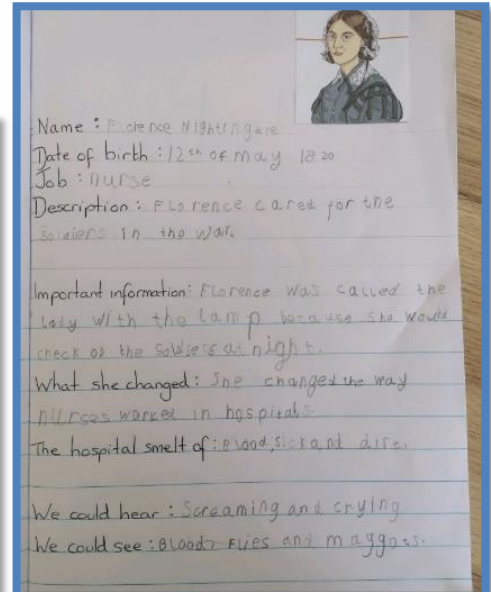
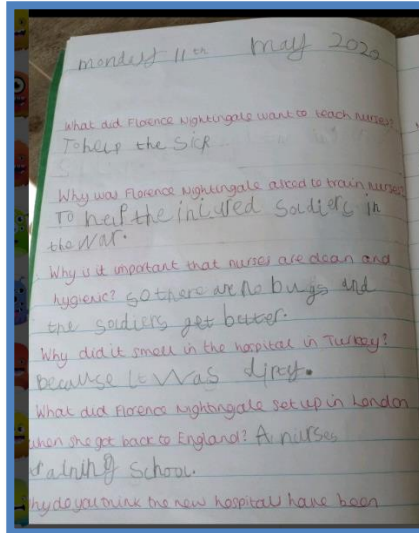
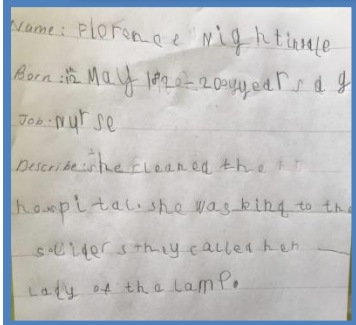


Reception Robins' Writing

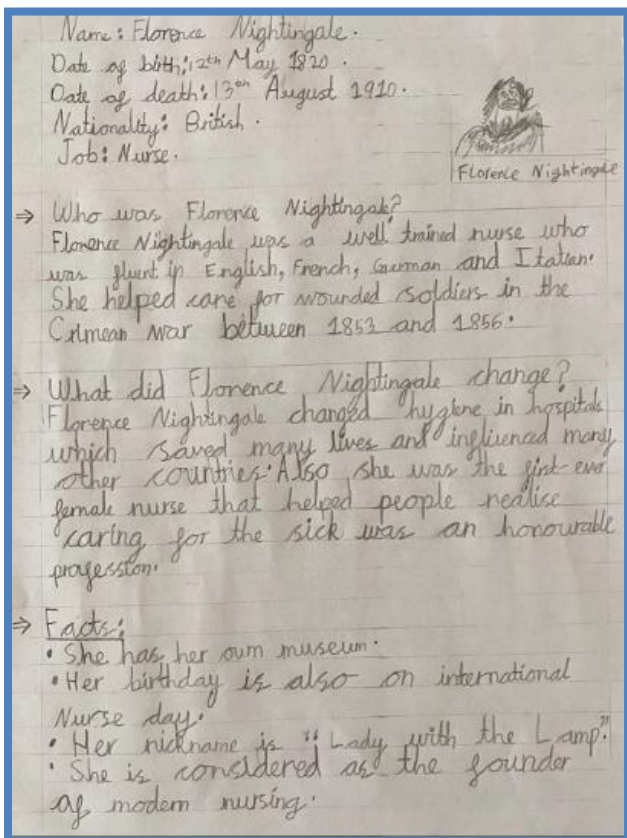


The children did some wonderful historical writing creating a fact file about Florence Nightingale. They learnt about who she was, what did and how she changed hospitals.

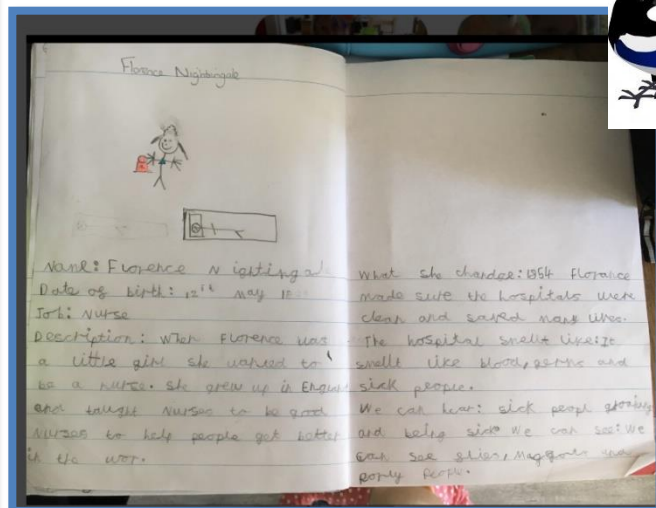
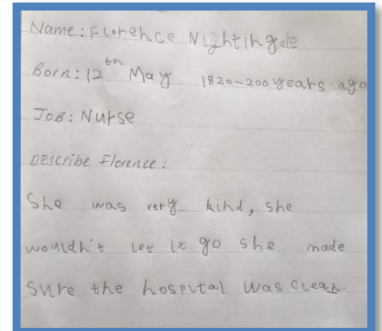
we discovered during our research about Florence Nightingale, that Jude's grandad and great grandad were taught at primary school by her grandson! He enjoyed the resources on twinkl and we talked about victorian hospitals.



Year 1 Nightingales' Writing



Year 2 Magpies' Writing



Year 1 Science

As part of Year 1's learning about animals including humans they have been incubating chicken eggs! After 3 weeks the eggs have finally hatched and there are ... chicks! Chicks can only hatch from eggs if they are fertile. You can't buy fertile eggs in the supermarket!



The chicks were very soggy when they first hatched out of their eggs but quickly became fluffy under some heat. They need a lamp to keep them warm like a Mummy hen would.

When they first hatched the chicks were very sleepy as they used so much energy tapping and climbing out of their eggshell. They cuddled up together to keep warm.


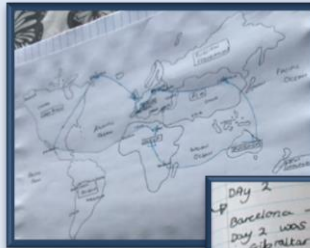


They soon started moving around and were ready for some food and water. It's important that they have plenty of soft bedding to keep them clean and warm.

Year 1 learnt that birds hatch from eggs as well as some other animals. They need to be looked after very carefully!


Race across the world

Inspired by the popular BBC programme, Y3 & 4 were tasked with the challenge of a '@race across the world'.



Day 2
 Barcelona - Malaga 5h 50min 537.4 miles 15:50 - 21:50
 Day 2 was spent traveling through Spain and Arriving in Gibraltar.
 Bus from Malaga - Gibraltar 2h 15min 88.3 miles
 22:30 - 00:45
 Overnight in Gibraltar

Day 3:
 Bus from Montejun - Algeciras San Bernardo 43min 15.3 miles
 5:10 - 5:23
 Algeciras San Bernardo - Tarifa - Centro de Salud 43min
 6:30 - 7:13
 Walk Tarifa Ferry 17min 2.8 miles



My trip around the world

London, England	1253.39 miles
Rabat, Morocco	4375.05 miles
Brasilia, Brazil	5662.19 miles
San Diego, USA	7661.64 miles
Carbenay, Australia	5899.21 miles
Beijing, China	4046.35 miles
Sydney, South Arabia	11018.55 miles
Cairo, Egypt	2181.55 miles
London, England	2181.55 miles

The full distance of my trip around the world is 31699.99



Start United Kingdom

Russia	3601 miles
India	5850 miles
China	2513 miles
Japan	735 miles
Australia	631 miles
USA	4575 miles
Canada	4575 miles
France	4575 miles
Spain	4575 miles
Italy	4575 miles
Germany	4575 miles
UK	4575 miles


Distances:

UK - United Kingdom to France:
 Miles: 860
 Hours by car: 14 Hours 29 minutes
 Hours by walking: 2185 Hours
 Miles by plane: 1 Hour 20

France to Spain:
 Miles: 1000 Miles 622 Miles
 Hours by car: 10 Hours
 Hours by walking: 193
 Hours by plane: 1 Hour

Spain to Morocco:
 Miles: 624
 Hours by car: 15 hours
 Hours by walking: 244
 Hours by plane: 1 hour 50

Handwritten notes on lined paper, possibly a travel diary or list of countries.



Children decided which countries to visit and plotted their routes. The challenge was to calculate the distance between each destination and then work out the total.



Planning on travelling to France, USA, Brazil, Thailand, Kenya or Spain after lockdown?

Then Y3 & 4 have got you covered with their fantastic travel brochures



Africa

France

Russia

Italy






Brazil

Thailand

USA

Hawaii

Spain





Reception Robins



Eli and Noah made a fruit smoothie. They chose to use banana, strawberries and blueberries, adding apple juice and natural yoghurt. They talked about what was healthy about the smoothie and enjoyed drinking it of course! Some lovely **collaborative** learning at home.




Collaboration




Daisy has demonstrated brilliant **accuracy** with her drawing. Daisy has very carefully drawn lines with a ruler to make a parabolic curve!



Accuracy


Jude has followed his own interests whilst learning at home. Here Jude is role-playing "at the post office" sorting the letters, weighing them, buying stamps and writing receipts. Fantastic **independent** learning!

Independence




Aela has shown great **resilience** in her home learning. This week she has planted her own vegetable garden, spring onions, radishes and carrots. Aela will continue to observe how the roots grow and what the different parts of the plant do.

Resilience




Reflection


Amy is a **reflective** learner. She reflects brilliantly on her learning. It has been great to hear Amy explaining on film what she has been learning across a range of different activities at home. Wonderful reflection!

Amazing **resilience** from Jude and Neve who can now ride their bikes without stabilisers!





Year One Nightingales




Halle read the story 'The Apple Pig' **independently**. She then followed the instructions in the story showing lots of **resilience** to make her own 'Apple Pig' as a healthy snack!



Archie has been busy comparing temperatures **accurately** using more than $>$ and less than $<$. Miss Wood was very impressed!



Sophie has been working hard on her reading and has moved up book band levels. She has been very **reflective** about what she has read.



Gracie has been **independently** cutting and chopping ingredients to make her own healthy sandwich and fruit lollies. Miss Wood was wowed by how much she has been doing by herself!



Grace drew an **accurate** picture of Florence's Hospital including the patients and Florence. She included speech bubbles and a rainbow around the edge of her drawing. What a wonderful piece of work Grace!






Year Two Magpies





James showed amazing **resilience** to create a fantastic Florence Nightingale Factfile. He was determined to use everything that he had researched to create a fantastic finished piece of writing.



Grace has made amazing improvements in the **accuracy** of her handwriting and spelling during May. This has not been something that she has found easy but she has worked so hard and should be very proud of the result!



Bella used **reflection** to consider what she had learned about Florence Nightingale and used this to create an interesting story about a nurse called Phyllis who was trained by Florence.




Ruby has made great improvements to her **independence** whilst working at home this week. After having a go by herself, she has then also used DIRT to edit and improve her work.



Throughout the Home Learning period Rowan has worked **collaboratively** with his brother trying activities from each other's Learning Logs and sharing their learning together. When they found a poorly bird, they had to work together to nurse it back to health. Modern day Florence Nightingales!






Year Three Owls



Charlie has shown a real improvement towards the presentation of his work. He is developing his creative ability, despite sometimes finding it challenging. He has shown **resilience** with not only the content of his work, but making sure he is proud of his presentation too!



This month, Reuben has worked extremely hard to complete his personal challenge - tying those tricky shoe laces! His video of his achievement has shown great **independence** and his confidence develop. He is even going the extra step, to conquer the double knot!





Oscar has been taking a sensible approach to his learning, doing it in chunks! When he finishes the first chunk of his learning, like his long-distance voyage across the world, he has started to do something else, then come back to his original piece of work, read it back, edit and improve it. This is super **reflection** Oscar. It might mean that work takes longer, but it's a skill we use in school constantly, so it is great to see



The Bizley dream team! Harry has been working so successfully with his sister to support his learning. They have also been playing lots of games to encourage teamwork and concentration skills. Look at this perfect example of **collaboration**!



Ellis has been challenging himself in his learning to use the 'yellow highlighter' technique he likes in school to make sure his writing stays neat! He's managed to write **accurately** all week so that he, and other adults, can read every word! Great job Ellis, I know writing can be very tricky! Well done!







Year Four Finches


Jamie has been working really well **collaboratively** with his sister, Katherine, to complete a range of different learning activities including an excellent helicopter investigation.

Sienna has shown she can be really **accurate** with her home learning. All her work has beautifully presented, including a really interesting information leaflet all about France.




Jack has been so **resilient** with his learning at home. In particular, with money in maths. Even when things were tricky, he persevered and never gave up!

Lola has been a **reflective** learner. She was really enjoying the book she was reading at home and decided to write a letter to the author. Very thoughtful and reflective work, Lola.



Owen has been working so well **independently** to research different dinosaurs and what they like to eat. He also put his own spin on the parabolic curve challenge. Well done!






Year Five Woodpeckers



Cameron demonstrated great **reflection** on his story, 'Cameron and the Lava Monster.' He went back to his first draft, edited, improved and thought carefully about how to best publish his story. A great read!



I was so impressed with Laura's **collaboration** and kindness in helping her mum milk the cows. She helped set the tank up ready for milking, get the cows in from their sheds, get them into the parlour and help line them up ready for milking.



Layla showed such **resilience** when creating and cracking the many Morse code messages around the playground.



Imogen has shown great effort and **accuracy** this month in her Spelling Shed work.



Finley showed fantastic **independence** in his research of Winston Churchill. He decided what information would be useful to include and how best to present this. Fantastic computing skills shown.

Hello I'm Winston Churchill

My name is Winston Churchill I was born on the 30th November 1874 I died at the age of 90 on the 24th of January 1965. (In from a wealthy family) I was born in Blenheim Palace. My father was Lord Randolph Churchill he was a politician.

I wasn't very good at school but I went to royal military college and was top of my class. After college I fell in the 2nd Boer war. I was captured and put in prison but managed to escape and travelled 900 miles to safety.

In the early 1900s I worked for parliament. I became first lord of the admiralty and tried to warn people Hitler was bad. When Chamberlain resigned I became prime minister on 10th May 1940.

I made lots of speeches to inspire the nation to carry on and keep going, one of my most famous speeches was 'we shall fight them on the beaches, we shall fight on the landing grounds, we shall fight in the fields and in the streets, we shall fight in the hills, we shall never surrender.'

I worked together with the Soviet Union and the United States even though I didn't like the red army and Stalin to fight Germany and win the Second World War in Europe.

After the war I was not elected to stay as Prime Minister. But then in 1951 I was re-elected to be prime minister again. I was right about the Soviet Union, Britain was against them in the Cold War.

I won a Nobel Prize in Literature in 1953 and enjoyed painting. I was married to Clementine and had 5 children, four girls, one boy.



Year Six Blackbirds



Eva has shown amazing **resilience** on the daily maths and English questions. To start with she really disliked being timed, but with some help and lots of determination, she became more confident. You should be really proud of your resilience Eva.

Resilience



Isabelle has been working on a wide range of learning a great deal of which has involved **collaboration** with her family including a surprise 3 course meal for her Dad's birthday complete with menu, family games, drawing on back challenges and amazing gymnastics routines.

Collaboration



Finley was inspired by Year 6's work on VE Day and **independently** created this amazing portrait of Winston Churchill following listening to his inspiring speech. The details, which Finley has added, make Churchill instantly recognisable.

Independence



Reflection



Accuracy



In all of the work that Olivia has shared this month, she has shown **accuracy**, whether with her presentation, spelling, handwriting research skills. Her leaflet on Palm Island in Australia was full of interesting details.

Lola has created some amazing pieces of **reflective** writing during May. In all of her writing, Lola has used word choices for effect and in this setting description focussing on different senses you really feel like you are there.

Resilience



As I entered the mirror, I picked up on a lovely, rose fragrance. I gazed around me, I saw tall, slender pine trees, each one speckled with delicate roses of crimson colour. Ahead lay a wooden path, as I strolled on the path, I heard the sound of chirping birds filled my ears. Whilst I followed the acorn-coloured path, I realised it was getting narrower. I felt the gentle breeze of wind against my face. I peered into the trees and watched as large, majestic deer hopped among the blunt rocks. I knelt down, feeling the moss, that felt like clouds, as I gazed ^{in wonder} at a copper, silky fox. Carefully, I continued following the thin, wooden path when it came to an abrupt stop.

Suddenly, a large, outstanding pond appeared in front of me. I sprinted over to it and observed the emerald green frogs, leaping from lily pad to lily pad. I studied my reflection in the glossy water, it looked so clear as the mirror as I went through - speaking of that mirror, how will I get home?

Logan has worked with amazing **resilience** to tidy the flower beds around the school site.



St. Aldhelm's Community News

St Aldhelm's Cleaners

We all wish to thank Georgie Cullen, who has cleaned at St Aldhelm's for the last year. She leaves us to begin a new full time job and we congratulate her on this. We thank her for her hard work and wish her well in her new job!

We are so lucky to have Mrs Baker, who will hold the fort and cover all cleaning duties, during this time of being partially open. She will pause her teaching assistant role to clean and care for our school, making our environment ready for everyone each day. Thank you!



The Uniform Shop in Wells will be reopening on June 15th 2020

23 Broad St, Wells BA5 2DJ

Please visit their website:

<https://www.identitykits.co.uk/>



Extending the St Aldhelm's School Community to

Welcome to our new Reception Children and Families

It's the time of year when we start making contact with our new reception children and families who will begin with us in the new academic year in September. Although transition to school will look a little different this year, we have made plans to get to know our new children in different ways, including a virtual tour, online family meetings with staff and a longer transition time in September.

I'm sure everyone will look forward to welcoming and supporting the new children, when they begin their new experience at school.

