

# ST. ALDHELM'S NEWS

February 28<sup>th</sup> 2019

Dear Parents

I hope you all had a good half term; the children have certainly shared the various activities and adventures they have enjoyed during the week.

As you will all be aware, the building work on the school entrance has begun as planned this week. Thank you to everyone for ensuring a smooth start. If you are unsure of what is going on, please do read the letter sent by email before the half term. This project is expected to be completed during Term 4 and the Easter break.

Congratulations to children who have been elected onto Our School Council. Please see [page 2](#) to meet them and to hear their plans.

We are taking part in a Kindness Project this year. You can find out more on [page 3](#). Along with our kindness focus we have been revisiting our Aim High rules. Behaviour is at the foundation of all we do, both to get on with others and in our learning; we continually work on learning, understanding and showing positive behaviours at all times. Our Learning Point reward system (Learps) support and motivate the children to develop good behaviours. It was great to celebrate more fantastic achievements and successes in celebration assembly on Thursday – see [page 4](#).

This month, we share with you the activities that took place during Safer Internet Day. Please read the update and information or follow up ideas for parents on [page 5&6](#). As part of our ongoing work to safeguard children you will also see the work that children have done with Devon and Somerset Fire and Rescue Service on [page 7](#).

Thank you to all parents who make sure their child is always dressed in the correct school uniform. See [page 8](#) for uniform policy – we will be doing uniform checks during this term in all classes.

Please make a note of the dates opposite. We welcome you to join us for our Easter Service and hope you may be able to join with others for the Easter Bingo Evening.

Kind regards  
Mrs P Cohen  
Headteacher

## Key Dates for 2019

### Term 4:

- 25.02.19 Start of Term 4
- 28.02.19 Celebration Assembly 2:30pm
- 05.03.19 Cross Country Race, Tor Leisure, Glastonbury 4pm start
- 06.03.19 Story in a Jar Competition  
Children to bring in their jar today
- 07.03.19 World Book Day 2019  
Dress Up as a character from your story in a jar
- 13.03.19 Kilve Residential Trip for Y5  
13<sup>th</sup>-15<sup>th</sup> March 2019
- 15.03.19 Red Nose Day 2019  
See page 2 for more detail
- 22.03.19 Y6 Swimming (Check session 1)
- 26.03.19 Y6 Swimming (Check session 2)
- 26.03.19 Cross Country Race Venue TBC
- 27.03.19 PTA Meeting 6:30pm
- 02.04.19 Easter Church Service  
– led by Y2, 3 & 6
- 05.04.19 End of Term 4  
Easter Bingo Evening

### Term 5:

- 23.04.19 INSET Day**
- 24.04.19 Start of Term 5 for children
- 29.04.19 Vision Screening for YR
- 01.05.19 KS1 (Y2) Assessments carried out throughout May
- 02.05.19 Photographer for Classes & Y6
- 13.05.19 KS2 (Y6) SATs Week
- 24.05.19 End of Term 5

### Term 6:

- 03.06.19 Start of Term 6
- 10.06.19 Y1 Phonic Screening Week
- 19.06.19 Budden's Camp for Year 6  
19<sup>th</sup>-21<sup>st</sup> June 2019
- 24.06.19 Y6 Pilgrim's Day, Wells Cathedral
- 28.06.19 INSET Day**
- 03.07.19 Whitstone Transfer Day
- 04.07.19 Whitstone Transfer day
- 08.07.19 Planet Sports Event
- 09.07.19 Traditional Sports Day Races
- 18.07.19 Year 6 Leavers' Church Service  
Celebration Assembly
- 23.07.19 Leavers' Assembly Y6 Parents welcome  
End of Term 6

# ST. ALDHELM'S SCHOOL COUNCIL

We are very proud to formally announce our 2018-19 St Aldhelm's School Council. Our School Council have been elected by their peers in class, following presentations to share why they would be good in the role. We met together this week to look forward to the role they will play during this academic year. We all feel that it is important that we include the children's voice in any decision making at school. The council will act as representatives for all children, sharing the views and ideas of children from all classes. We have representatives from Y2 to Y6. Where we would like the views of all children YR and Y1 will of course be included.



Please meet the School Council:

Kayla, Olivia O, Jamie W and Alfie V

Caydence, Henry and Harry G

Lacey, Imogen and Jack G

At our first meeting we had discussions about:

- charity events
- need to fund raise for worthy causes
- ideas for improvements to playtimes
- equipment and resources both inside and outside
- keeping the Aim High Rules up
- ways the council can help to make learning better across the school
- school clubs
- visitors coming into school

Clearly no decisions have been made at this stage as discussions will need to take place back in classes and between staff. It was great however, to see so much enthusiasm and energy – I'm sure together they will contribute and achieve.

Our first charity event to support will be **National Red Nose Day on Friday 15<sup>th</sup> March 2019**

On this day, we would like to invite everyone to come into school dressed in an item or items of red clothing, along with noses and Red Nose Day accessories if you wish. We suggest a donation of £1 minimum to this worthwhile cause, but if you can contribute more it will certainly go a long way to supporting and helping others.

We are inviting children to take part in this year's Castle Challenge on the day.

If you can spare an hour to help with this activity (on the 15<sup>th</sup> March) please speak to your child's teacher.

If you are ready for the challenge and can't wait until the day, you might like to visit the site and get going!

Will it be standard, turret or tower boxes? What will be your combination of boxes?

Find out more at: [www.comicrelief.com/rednoseday/box-instructions](http://www.comicrelief.com/rednoseday/box-instructions)

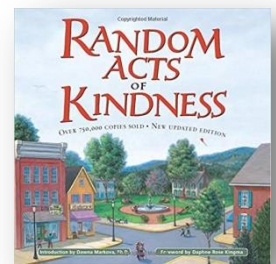
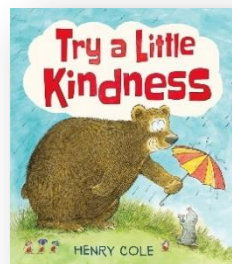


# Our Whole School Kindness Project



As part of our work within our Community Learning Partnership, we have launched our school Kindness Project. This is a central focus for us in school to encourage acts of kindness between all students and staff. Our aim is to promote kindness in school and to give the children an opportunity to work in mixed age groups to share ideas between classes. This term we are holding house assemblies on a weekly basis, where the children are guided through kindness activities to emphasise the positive behaviour we value in school and to prompt discussion between the children about how they can demonstrate this.

At the start of the Summer Term, we will be reading a book about kindness in every class to discuss ideas regarding acts of kindness. As part of class worship each class will have the opportunity to make a special book about kindness for their class reflection area. If you are interested in talking to your child about kindness at home you may find the following books helpful:

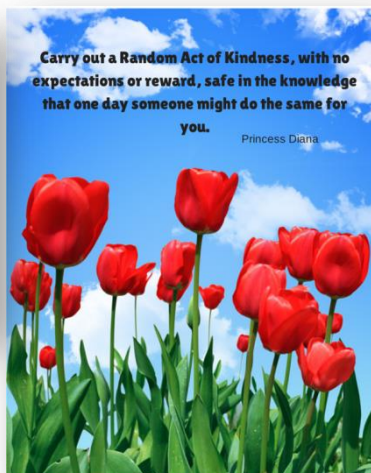
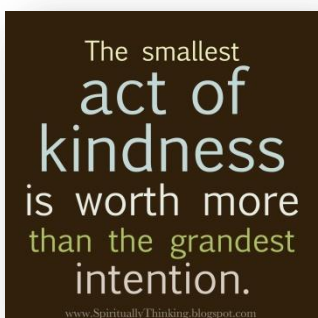


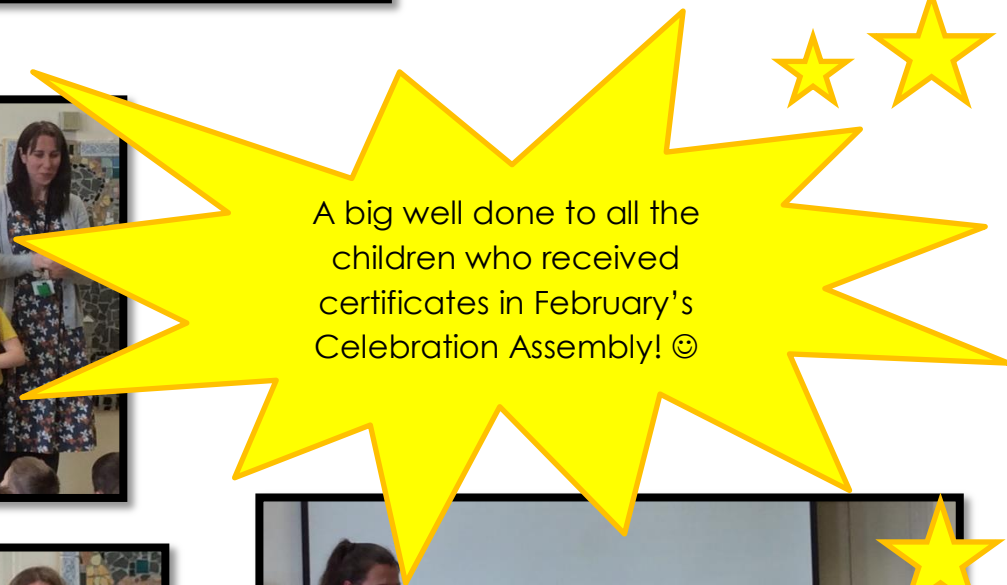

By the end of the academic year we hope to build a whole school 'Kindness Tree' in our library area. This will be a collaborative display to remind the children about how to be kind.



We look forward to sharing pictures with you and keeping you updated as our project moves forward.

In our busy lives it's sometimes easy to forget the simple acts of kindness that can make a difference to someone else's day and therefore to how we feel ourselves. As adults, we set the example to our children; they learn from us. Take a moment to think about any acts of kindness someone has carried out for you recently – it might be as simple as a smile or a deeper gesture of support to help at a time of need. How much better did you feel as a result?





# Safeguarding our Children

**Y6 Blackbirds** had a visit from our local police officer who talked about e-safety from the legal perspective.

Following this, we made the most of our new interactive whiteboard and looked at scenarios surrounding e-safety and how to respond. This was a mixture of what is legally right and what is morally right.

We followed this up with some visualisation work where the children put themselves in the shoes of a child being bullied and not being able to escape when in the safety of their own home as they were being bombarded with unkind messages and social media posts. The children discussed how they felt in that visualised situation and then reflected on their own use of messaging.

For guidance posters for parents, please visit:

[nationalonlinesafety.com/resources/platform-guides/whatsapp-guide-for-parents/](http://nationalonlinesafety.com/resources/platform-guides/whatsapp-guide-for-parents/)  
[nationalonlinesafety.com/resources/platform-guides/snapchat-parents-guide/](http://nationalonlinesafety.com/resources/platform-guides/snapchat-parents-guide/)  
[nationalonlinesafety.com/resources/platform-guides/youtube-guide-for-parents/](http://nationalonlinesafety.com/resources/platform-guides/youtube-guide-for-parents/)  
Click on 'Download Guide' just above these pictures on the website.



**YR Robins** listened to the story 'The adventures of Smartie the Penguin'. Throughout the story the children came across different problems that may occur. The children thought about what Smartie should do to keep him safe when using the Internet.

Visit: [www.childnet.com/resources/smartie-the-penguin](http://www.childnet.com/resources/smartie-the-penguin)  
– to find out more about Smartie with your child.  
There are resources on this site for children in EYFS, Year 1 and 2.



**Y4 Finches** focused on responsible gaming and communicating online. We talked about how important it is to always use kind words with each other even though we are not face to face. Also, we reminded ourselves of the importance of telling a trusted adult if someone is saying unkind things to you online.

Follow up activity idea: Make a poster to remind children to take regular breaks from gaming.


[www.nspcc.org.uk/preventing-abuse/keeping-children-safe/online-safety/online-games-helping-children-play-safe/](http://www.nspcc.org.uk/preventing-abuse/keeping-children-safe/online-safety/online-games-helping-children-play-safe/)



**Y3 Owls** talked about what we use the internet for and how it is an amazing resource if used safely and correctly.

We reminded ourselves about the SMART rules by creating posters.

Safe  
Meeting  
Accepting  
Reliable  
Tell



We had discussions about Internet and Phone safety using given prompt cards 'What should you do?'

Visit: [www.childnet.com/parents-and-carers](http://www.childnet.com/parents-and-carers)




**Y2 Magpies** used the information Mrs Cohen shared in Assembly as well as from Buddy the Dog to answer five key questions:

- How can we keep ourselves safe online?
- When should we say yes? When should we say no?
- What should we keep private? Who can we talk to if we feel unsure?

Then we worked in pairs to type up the answers using Clicker 6 on the laptops.

Follow up: Discuss the questions and answers with your child at home.



Buddy's 'Use Your Tablet Safely' Song  
(Sung to the tune of Frère Jacques)

- Ask your grown-up,
- Ask your grown-up,
- Ask for help!
- Ask for help!
- Use your tablet safely,
- Use your tablet safely,
- Woof, woof, woof!
- Woof, woof, woof!



**Y5 Woodpeckers** looked at how to stay safe online with a focus on using our phones. From these discussions we also talked about games we play and how some of these have a chat room / messaging function. We spoke about the SMART rules, how important it was to not give away our personal information and about being kind when using a device. The children were given scenarios to discuss and answer in small groups. They applied the SMART rules and demonstrated a good knowledge on the steps to take in different situations.

Follow up: Chat to your child about any game or app they use that has a messaging function. Ask them about how they have found it and talk through any issues.

**Y1 Nightingales** talked about staying safe online and using phones and iPads, on Safer Internet Day. We discussed key websites the children may access and what to do if they find something they are worried about.

Follow up idea: The following link may be helpful to watch with your child at home:

<https://www.youtube.com/watch?v=-nMUbHuffO8>





**DEVON & SOMERSET**  
FIRE & RESCUE SERVICE

## FIRE SAFETY AT SCHOOL AND HOME

Children in YR, 1, 3 and 5 worked with a Fire Safety Officer at the start of February. They listened to a presentation from Fire Officer Lee and explored their own understanding of fire procedures. Both Lee and school staff were impressed by the thoughtful questions and responses shared by the children. From the conversations with children and parents alike, it sounded as though many of the points were taken on board. It was good to hear that many parents had supported their child to create a fire evacuation plan for their home and let their child share the potential dangers of electrical appliances.

In a fire drill before half term, staff and children were evacuated from the building in 2 minutes 15 seconds. Everyone was responsible and sensible in leaving all buildings and getting to the fire assembly point on the field. Well done everyone!



Sienna enjoyed trying on the Fire fighter's outfit. 'The hat was very heavy'.



Lola and her family created their own evacuation route for their house. They now know how to leave their house safely in the case of a fire.

"Fire alarms are kept on the ceiling. You should check them once a week!" - Grace



"Matches, lighters - never touch. They can hurt you very much!"



"We keep our toys tidy to keep us safe" - Archie

"I didn't know you couldn't smell smoke when you're asleep. I'm making sure we check our smoke detectors every two weeks."



"The uniform is so much heavier than I thought it would be."



"In year 1 we were very lucky to meet Lee from the Fire Service. He talked to us about fire safety and we enjoyed learning how to 'stop, drop and roll' should we ever come into close contact with a fire. We learnt about how to call the emergency services and Lee told us how important it is to know our home address. We also got the opportunity to ask and answer lots of questions. We especially liked learning about how firemen rescue stuck pets!"



Reception Robins staff and children wish to say a big thank you to PC Miller for a very informative and enjoyable visit again this year. The children enjoyed learning about PC Miller's role as a police officer, police clothing and equipment, and the different police vehicles used. The highlight for each child was getting locked in the cage in the back of the police van! Thank you PC Miller ☺

## St Aldhelm's School Uniform Policy

Our school uniform is based on our school colours of gold and bottle green. We have a summer and winter uniform, which is available to purchase from the school uniform shop in Shepton Mallet or Wells. It is also possible to buy 'second-hand' items from our 'School Uniform thrift sales'.

### Main school uniform:

a gold embroidered polo shirt

a bottle green sweatshirt or cardigan embroidered with our name and logo

grey or black school trousers, skirt or pinafore

grey, black or white socks

grey, black or white woollen tights

plain black shoes, suitable for children to move safely and comfortably around the school site.

- Leggings, skinny jeans and jean type trousers are not school trousers.
- Skirts should ideally be to the knee. Short skirts are not appropriate for young children to be wearing in a primary school environment.
- If parents of older children struggle to find woollen tights to fit their child, thick opaque tights can be worn if there is no alternative.
- Trainers are not school uniform, except when being worn for PE.
- Children should not wear jewellery, 'fashion' hair accessories, sweat bands or nail varnish.
- Plain studs may be worn, but must be removed or covered with micro-pore tape for PE lessons.
- Hair that is shoulder length or longer must be tied back. Fashionable, extreme or low grade shaven (part or tramlines) haircuts are not acceptable.

The summer dress is green and white, checked or striped. In winter, children who wish to wear boots may do so at playtimes, but must bring in a change of suitable shoes to wear in class. Children may also choose to wear a bottle green fleece or jacket, both with school logo, for outside learning and playtimes.

### PE kit:

Children in infant and junior classes need daps (plimsolls), plain white t-shirt, and plain black shorts. For outdoor games lessons during the autumn and winter months, junior children also need to have warm layers: a plain tracksuit or plain black/bottle green/ grey jogger bottoms and sweatshirt: trainers.



**Morning Reminder:** Please can we remind parents that the stage and play equipment are out of bounds before the school day begins. It is not safe for the number and range of ages of children to be in this area altogether. The steps leading to the building are also not for playing on. Please remind your children (including pre-schoolers) of this rule and keep close supervision during the morning drop-off. Close supervision in the car park is also parental responsibility. Parents have raised that double parking and parking by the pedestrian gate is causing issues, both in children being visible and being able to exit the car park. Please park considerately and safely. Thank you.

## Friends of St. Aldhelm's PTA

Teraza Connock – Chair, Clair Varley – Secretary, Tamsin Prestidge – Treasurer  
Rowan Hawkins – Vice Chair, Anna Miller – Vice Secretary, Chris Pulsford – Vice Treasurer

**The next PTA meeting will be Wednesday 27th March, 6:30pm at the Poacher Pocket.**

**Upcoming date:** Easter Bingo Evening will take place on Friday 5th April (more details to come soon)

The PTA are continuing to try and come up with ideas on how to get more parents involved. Any ideas would be very welcome. The PTA is for all parents of children at the school. Instead of leaving it to the same people all the time, why not get involved yourself and contribute to our school community. You will be very welcome!

Job Vacancy at St. Aldhelm's:

### **School Midday Supervisory Assistant** **Five days a week (Mon-Fri) – term-time only**

Please see Mrs Barton or the school office if you are interested. This post is being covered in the interim to ensure appropriate supervision of children at all times.



## **St. Aldhelm's Church News**

### **Messy Church**

**Sunday 3<sup>rd</sup> March 2019, 4 – 6 pm at St. Aldhelm's Church**  
**This is an event for parents, carers and children of all ages.**

**Do come along and join us**

**All children must be accompanied by a parent or carer.**

**A contribution for the pot would be much appreciated but is in no way obligatory.**

**If you would like to come or would like more details, please contact Joy Lees**  
**by Friday 1<sup>st</sup> March on 01749 880260**

**Forward date ~ Special Celebration for Mothering Sunday on Sunday 31<sup>st</sup> March at 11am**  
**Next month Messy Church will be on Sunday 7<sup>th</sup> April, 4 – 6 pm**

**Job Opportunity**